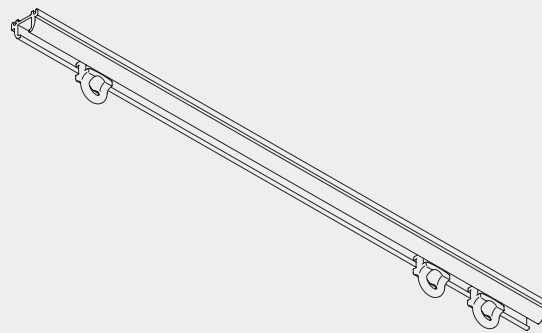


Hand Operated Curtain Track System

Silent Gliss® 1012



Product Information

- Hand operated curtain track for light curtains and nets
- Especially suitable for trucks, boats, caravans, etc
- Thin, elegant and bendable ceiling fix profile with special concrete-fixing supports where appropriate
- Quick fixing to wood with special Silent Gliss 7550 centre tool
- Pre-drilled every 120mm
- Standard colours: silver and bronze
- Standard profile length 6m, (profile connector for longer lengths)
- Can be bent



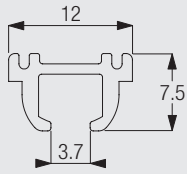
1012

Supplied by

SG-S | Silent Gliss Spares
Silent Gliss Systems

www.sg-s.co.uk email: sales@sg-s.co.uk tel: 01395 232528

Profile, Bending and Specification Information



1012



Can only be bent to two radii -
60mm or 100mm

Specification guide - download from www.silentgliss.co.uk (password required).

Silent Gliss 1012 curtain track, hand-drawn, anodised aluminium, complete with gliders 3533 at 16/m. 2 endstops 3016 per length, top fixed to timber (by others) at 360mm. centres with special screw 3019.Lm. State colour.

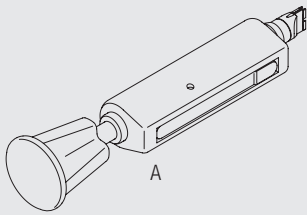
Fitting Information

Fixing points



The fixing distances are meant as a guide only: they may vary in practice depending on surface and curtain weight.

Silent Gliss Tools 7550 makes fitting to wood more efficient and eliminates damage to the track.



A: Centre tool 7550
B: Screw 3019 / 12mm
C: Screw 3025 / 18mm

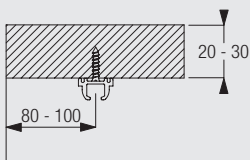
The screws above are for fixing to wood.

When fixing to concrete, screws 2021 will be provided.

1012

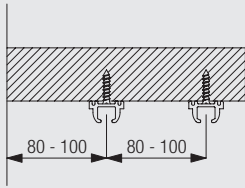
Fitting Options

Ceiling fix to timber with single profile



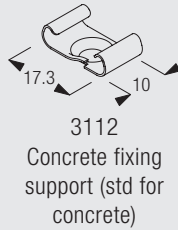
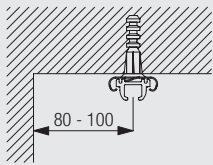
The final distances may be outside of the recommendations above depending on curtain heading, make-up and any obstructions. Batten thickness depends on length of screw.

Ceiling fix to timber with two or multiple profiles



The final distances may be outside of the recommendations above depending on curtain heading, make-up and any obstructions. Batten thickness depends on length of screw.

Fixing to concrete ceilings with support 3112















The final distances may be outside of the recommendations above depending on curtain heading, make-up and any obstructions. Batten thickness depends on length of screw.

Standard Accessories

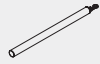
1012	Profile		3016	Endstop	
3019	Special screw - 12mm (standard for timber)		3112	Concrete fixing support (std for concrete)	
3534	Glider 3533 in strip form		7002	Profile protector	

1012

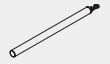
Optional Accessories

3025	Special screw (18mm)		3032	Spring stop	
3064	Connecting bridge		3070	Twist eye endstop	
3071	Screw twist endstop		3511	Glider	
3533	Glider		3548	Retrofit glider	
3570	Rotating glider		10430	Draw rod with hook, 50cm	
10431	Draw rod with hook, 75cm		10432	Draw rod with hook, 100cm	

10433 Draw rod with hook, 125cm



10434 Draw rod with hook, 150cm



Useful Information and Sewing Accessories

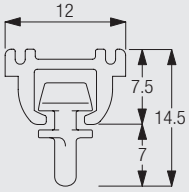
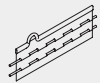


Diagram uses standard 3533/3534 glider and is measured to the inside of the glider eye. For optional gliders substitute dimensions below:

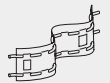
3570 = 6.0mm

3548 = 6.5mm

3068 Loop tape



3562 Standard tape



3571 Hook



3582 Hook

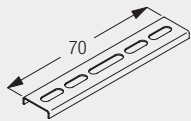


3599 Hook



Useful Measurements

3064 Connecting bridge



1012

Supplied by

SG-S | Silent Gliss Spares
Silent Gliss Systems

www.sg-s.co.uk email: sales@sg-s.co.uk tel: 01395 232528

Silent Gliss®

Supplied by



www.sg-s.co.uk email: sales@sg-s.co.uk tel: 01395 232528

www.silentgliss.co.uk

www.silentglissglobal.com

Silent Gliss Ltd
Pyramid Business Park
Poorhole Lane
Broadstairs
Kent
CT10 2PT
Great Britain

Tel: +44 (0) 1843 863571
Fax: +44 (0) 1843 864503
info@silentgliss.co.uk

Silent Gliss Global Ltd
Pyramid Business Park
Poorhole Lane
Broadstairs
Kent
CT10 2PT
Great Britain

Tel: +44 (0) 1843 874250
Fax: +44 (0) 1843 874457
info@silentglissglobal.com