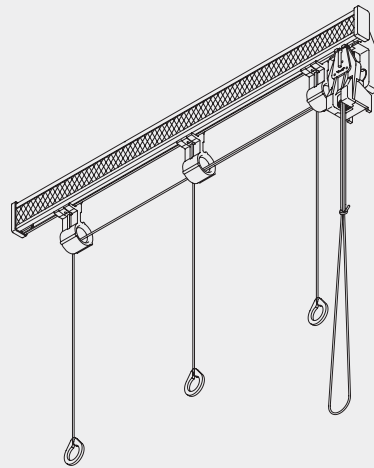


Cord Operated Roman Blind System

Silent Gliss® 2100



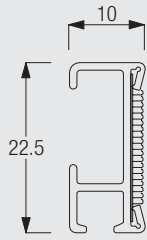
Product Information

- Suitable for light to medium weight blinds
- Supplied by Silent Gliss in component form
- Various profiles and components offer an almost unlimited choice of variations and options
- Left or right hand operation for all options
- Maximum dimensions depend on what components are used. The maximum width is 2.5 m and the maximum height can go up to 4 m. All dimensions depend on total blind weight including bottom weight bar
- The weight of the blind including the bottom weight bar should never exceed 2 kg, respectively 3 kg, depending the components used
- The top stack of the fabric takes up about 10-20% of the blind drop (depending on fabric make-up)
- All system options of 2100 can be fitted on ceilings or walls.



2100

Profile, Bending and Specification Information



2116



Cannot be bent

Specification Guide - download from www.silentgliss.co.uk (password required).

Silent Gliss Roman/Austrian headrail system with bonded Velcro profile 2116 in anodised aluminium. Fabric to be attached to profile using pile section Velcro. Profiles to have endcovers 2131 / 3667. Blind to be lifted using cord guides 2101 / 2125 attached to profile at intervals above special lift cord on blind. Blind to be secured using cleat 2104 / cord lock mechanism 2147. Headrail to be fitted to wall using brackets 3630 / 3655 / 3660, (to ceiling using bracket 3603), at min. 60cm intervals plus extra at ends.

System Dimensions

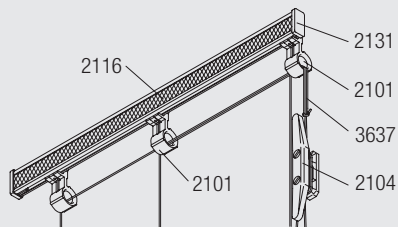
The system dimensions of system 2100 depend on the selected components. Please refer to System Options for information.

System Options / Recommended Components

System 2100 with 2101 cord guides and cleat



2100

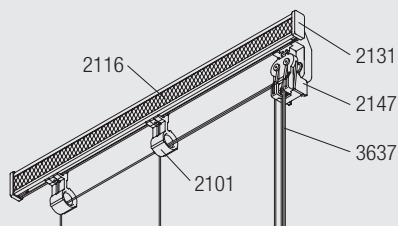


2116 profile (or 2211)
2131 endcover (or 2179)
2104 cleat
2101 eyelet
3637 cord

For light weight applications. Max dimensions:

Weight: 2.5kg
Width: 2.25m
Drop: 2.5m
Sqm: 5

System 2100 with 2147 cord lock and 2101 cord guides

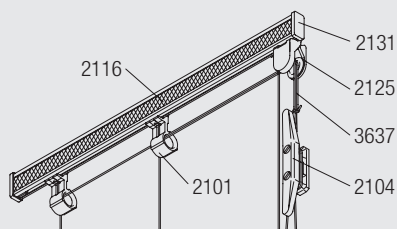


2116 profile (or 2211)
2131 endcover (or 2179)
2147 cord lock
2101 eyelet
3637 cord

For light weight applications. Max dimensions:

Weight: 3.25kg
Width: 2.75m
Drop: 2.5m
Sqm: 5

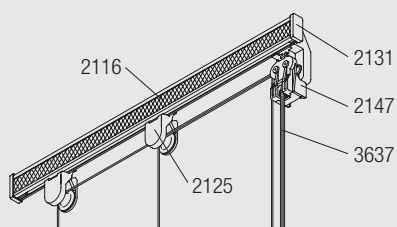
System 2100 with roller guide 2125, eyelet 2101 and cleat



- 2116 profile (or 2211)
- 2131 endcover (or 2179)
- 2101 eyelet
- 2125 roller guides
- 3637 cord

For light weight applications. Max dimensions:
 Weight: 3.25kg
 Width: 3m
 Drop: 2.5m
 Sqm: 5

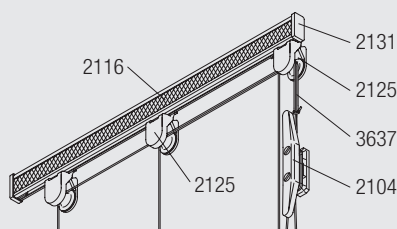
System 2100 with 2147 cord lock and 2125 roller guide



- 2116 profile (or 2211)
- 2131 endcover (or 2179)
- 2147 cord lock
- 2125 roller guides
- 3637 cord

For medium weight applications. Max dimensions:
 Weight: 3.5kg
 Width: 3.25m
 Drop: 2.5m
 Sqm: 8

System 2100 with roller guides 2125 and cleat 2104



- 2116 profile (or 2211)
- 2131 endcover (or 2179)
- 2104 cleat
- 2125 roller guides
- 3637 cord

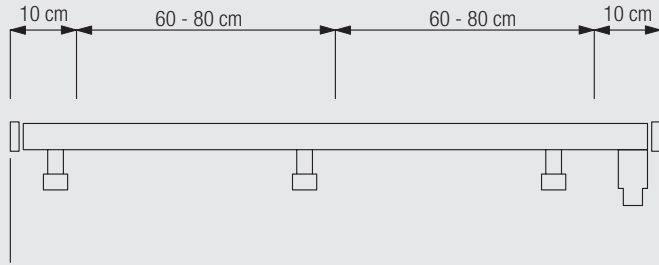
For medium weight applications. Max dimensions:
 Weight: 3.5kg
 Width: 3.25m
 Drop: 2.5m
 Sqm: 8

For further details on Roman Blind make-up and component usage please refer to individual workroom guide available from Silent Gliss.

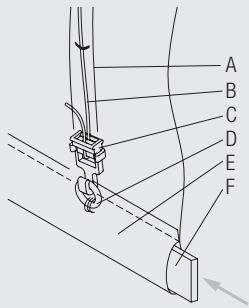


Fitting and Sewing Information

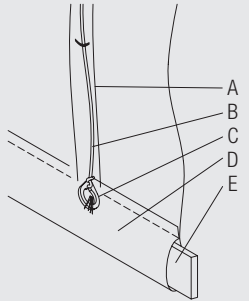
Bracket Positioning



Fixing of cords



- A: 2103 Loop tape / 2164 Ring tape
- B: Cord 3637
- C: Hook 3055
- D: Ring 2093
- E: Hollow hem
- F: Bottom weight bar 2006

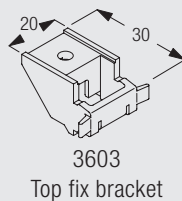
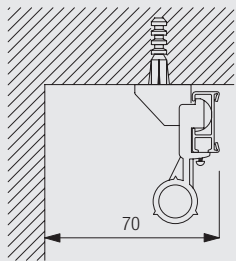


- A: 2103 Loop tape / 2164 Ring tape
- B: Cord 3637
- C: Ring 2109
- D: Hollow hem
- E: Bottom weight bar 2006

2100

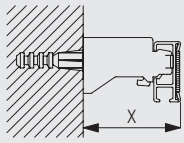
Fitting Options

Ceiling fix with bracket 3603

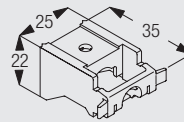


3603
Top fix bracket

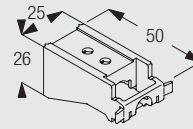
Wall fix with brackets 3630, 3655 and 3660



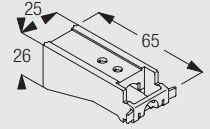
| | X (mm) |
|------|--------|
| 3630 | 38 |
| 3655 | 53 |
| 3660 | 68 |



3630
Bracket

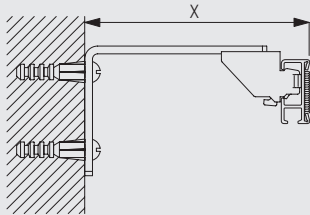


3655
Long universal
bracket

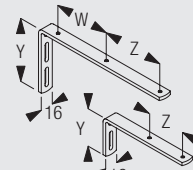


3660
Extra long universal
bracket

Wall fix with brackets 3134-39 and bracket 3603



| | x (mm) | w (mm) | y (mm) | z (mm) |
|------|--------|--------|--------|--------|
| 3134 | 71 | - | 50 | - |
| 3135 | 91 | - | 50 | 50 |
| 3136 | 111 | - | 50 | 50 |
| 3137 | 131 | - | 80 | 50 |
| 3138 | 161 | 60 | 80 | 60 |
| 3139 | 211 | 85 | 80 | 85 |



3134-39
Extension brackets
(60-200mm)



3603
Top fix bracket

Brackets feature thread for screw 6748 for fixing the bracket 3603

Accessories - Headrail Components

| | | | | | |
|------|---------------------------|--|------|------------------------------|--|
| 2094 | Small cord guide/endstop | | 2101 | Cord guide | |
| 2104 | Cleat | | 2116 | Velcro profile | |
| 2125 | Roller guide | | 2131 | Short endcover | |
| 2147 | Cord lock | | 2265 | Cord lock | |
| 3133 | Bracket cover (60mm) | | 3134 | Extension bracket (60mm) | |
| 3135 | Extension bracket (80mm) | | 3136 | Extension bracket (100mm) | |
| 3137 | Extension bracket (120mm) | | 3138 | Extension bracket (150mm) | |
| 3139 | Extension bracket (200mm) | | 3603 | Top fix bracket | |
| 3606 | Snap fastener | | 3630 | Bracket | |
| 3655 | Long universal bracket | | 3660 | Extra long universal bracket | |

6748 Cheese head machine screw (M4)

6748 Cheese head machine screw (M4)

3133L Extended bracket cover for 3138/9



Accessories - Curtain Make-up

0871 Lead weight tape



2004 Bottom bar



2006 Weight bar



2075 Rod cover with ring



2091 End cover



2103 Loop tape



2109 Bottom ring



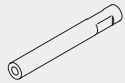
2135 Steel rod



2136 Special tubular tape



2142 Bottom rod cover



2143 Cord connector



2164 Ring tape



2199 Oval Wooden Weight Bar



2539 Velcro pile



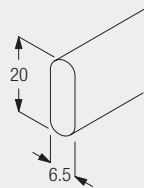
3637 Cord (ø 1.5mm)



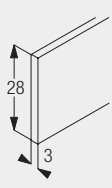
2100

Useful Measurements

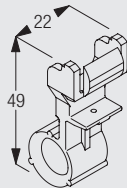
2004 Bottom bar



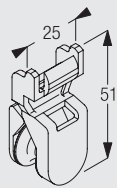
2006 Weight bar



2101 Cord guide



2125 Roller guide



2199 Oval Wooden Weight Bar

