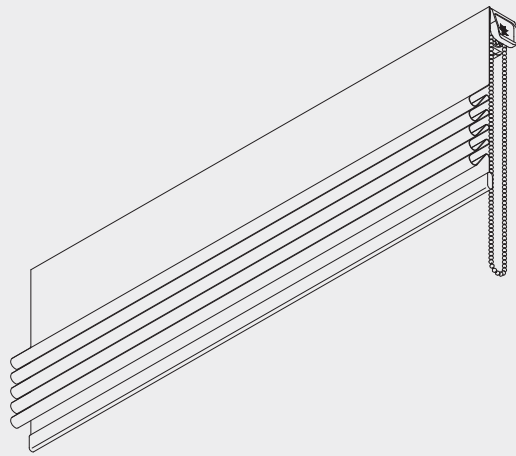


Chain Operated Roman Blind System

Silent Gliss® 2304

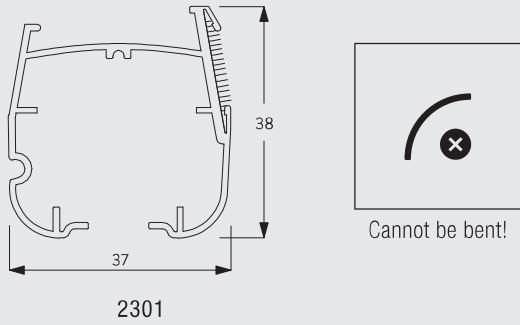


Product Information

- Chain operated
- Gear 1:1
- Integrated magnetic child safety endset
- All working parts concealed in headbox
- Left or right hand operation
- Corresponds to safety norms EN 13120, EN 16433 and EN 16434 - breakaway devices for inner cords included
- Ceiling and wall fitting

2304

Profile and Bending Information

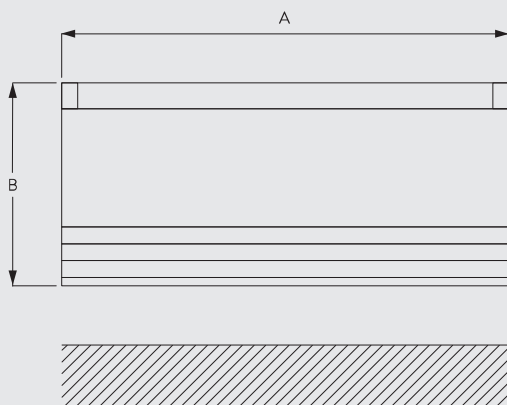


Specification text

Silent Gliss 2304 Roman Blind Headrail System. Headrail 2301 in white with bonded hook and loop insert. Includes spools with cord 2308. Metal bead chain operated 2311, (optional plastic chain 2310). Left/right hand pull via child safety gear drive set 2306 includes endcap, (optional gear drive set without child safety mechanism 2316 supplied with chain retainer). Top/face fix using clip bracket 2302 at 80cm centres (optional face/top fix clamp bracket 2346). Includes bottom weight bar 2004. When supplied with fabric includes Hook & Latch set 0877. Fabric to be attached to profile using loop tape. Compliant to Child Safety Legislation EN 13120.


How To Measure

Breakaway child safety chain drive SG 2306



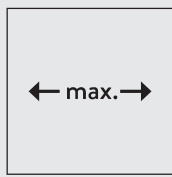
- A: System width
- B: System height
- C: Chain drop
- D: With breakaway - min. 60 cm above floor

Non-breakaway chain drive SG 2316

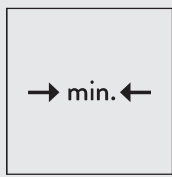


- A: System width
- B: System height
- C: Chain drop
- D: Safety retainer SG 10400 used together with non-breakaway chain drive SG 2316; min. 150 cm above floor

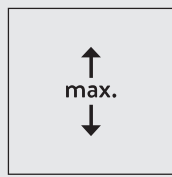
System Dimensions



2.0 m



0.6 m



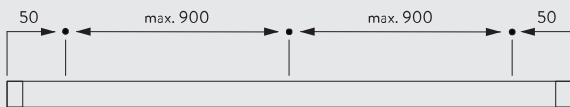
3.4 m



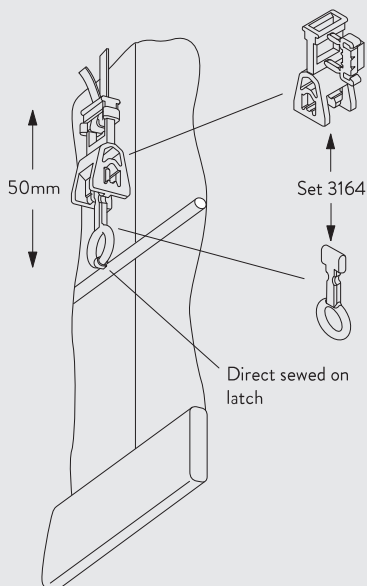
2.0 kg

Fitting and Sewing Information

Fixing Points

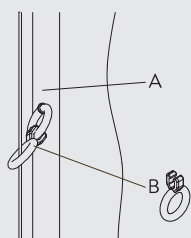


Fixing of cords / tapes



Using Breakaway Bottom Bar Set 3164

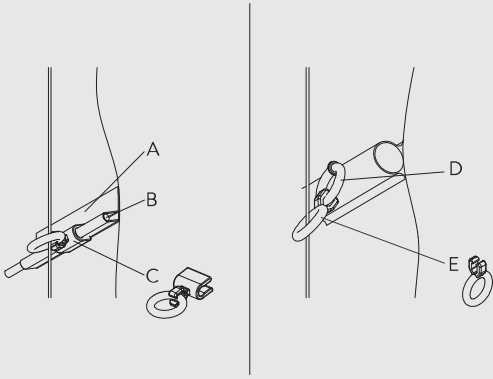
2304



Soft fold:

- A: Breakaway Ring Tape Set 3166
- B: Set includes Child Safety Eyelet

Note: The Breakaway Ring Set is available without tape (part number 3165).



Hard fold:

A: Tape 2136

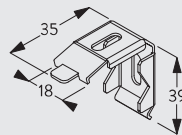
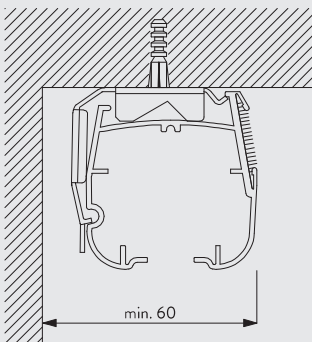
B: Steel rod 2135

C: Child Safety Eyelet (hard fold) 3069

D+E: Breakaway Set 3165

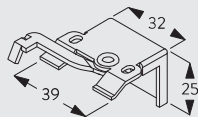
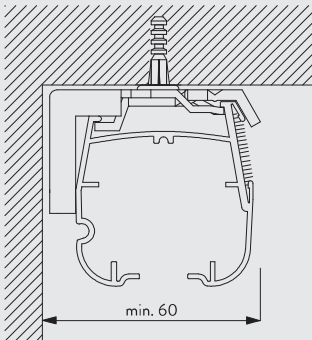
Fitting Options

Ceiling fitting with bracket SG 2302



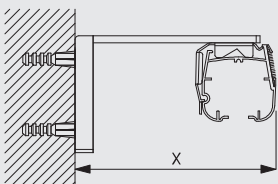
2302
Clip bracket

Ceiling fitting with bracket SG 2346

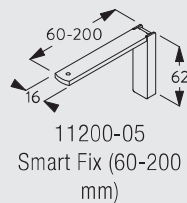


2346
Clamp bracket

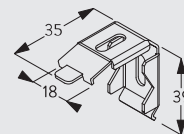
Wall fitting with Smart Fix SG 11200-11205 and bracket SG 2302



	X (mm)
11200	71-79
11201	91-99
11202	111-119
11203	131-139
11204	161-164
11205	211-219



11200-05
Smart Fix (60-200
mm)

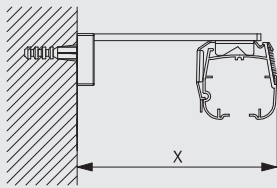


2302
Clip bracket

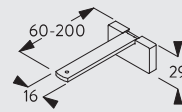
Screw SG 10395 (M4x6) needed.

2304

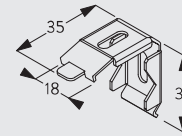
Wall fitting with Square Smart Fix SG 11210-11215 and bracket SG 2302



	X (mm)
11210	71-79
11211	91-99
11212	111-119
11213	131-139
11214	161-164
11215	211-219



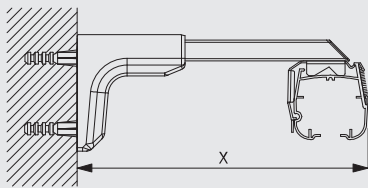
11210-15
Square Smart Fix
(60-200 mm)



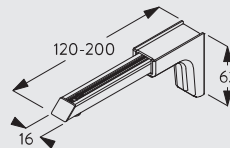
2302
Clip bracket

Screw SG 10395 (M4x6) needed.

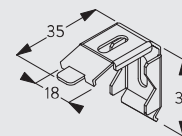
Wall fitting with Universal Smart Fix SG 11154-11156 and bracket SG 2302



	X (mm)
11154	126-152
11155	156-182
11156	206-232



11154-56
Universal Smart Fix
(120-200 mm)



2302
Clip bracket

Screw SG 10492 (M4x8) needed.

Standard Accessories

2301 Profile with velcro insert



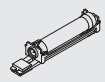
2302 Clip bracket



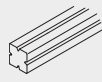
2306 Gear with breakaway set 1:1



2308 Spool with lift cord



2309 Hex bar



2311 Metal bead chain 4.5mm



2312 Metal bead chain connector



Optional Accessories

2004 Bottom bar



2006 Weight bar



2091 End cover



2135 Steel rod



2164 Ring tape



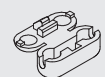
2310 Plastic bead chain

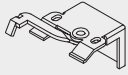




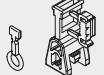





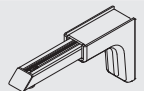
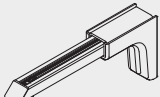
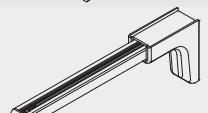


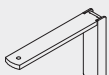





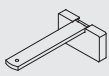
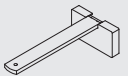
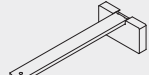
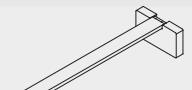


2316 Gear without breakaway 1:1



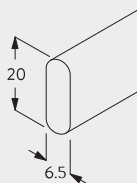
2319 Plastic bead chain connector



2346	Clamp bracket		2347	Plastic bead chain loops 100/125/150/175/200 cm	
2359	Support		3055	Hook	
3069	Breakaway rod cover (hard fold)		3164	Breakaway bottom bar set (was 0877)	
3165	Breakaway ring set for soft fold (was 0878)		3166	Breakaway ring tape for soft fold (was 0879)	
10395	Pan head screw M4x6		10400	Safety Cord Retainer	
10492	Pan head screw M4x8 DIN 7985A		11154	Universal Smart Fix, 120 mm set	
11155	Universal Smart Fix, 150 mm set		11156	Universal Smart Fix, 200 mm set	
11200	Smart Fix, 60 mm set		11201	Smart Fix, 80 mm set	
11202	Smart Fix, 100 mm set		11203	Smart Fix, 120 mm set	
11204	Smart Fix, 150 mm set		11205	Smart Fix, 200 mm set	
11210	Square Smart Fix, 60 mm set		11211	Square Smart Fix, 80 mm set	
11212	Square Smart Fix, 100 mm set		11213	Square Smart Fix, 120 mm set	
11214	Square Smart Fix, 150 mm set		11215	Square Smart Fix, 200 mm set	

Useful Measurements

2004 Bottom bar



2006 Weight bar

