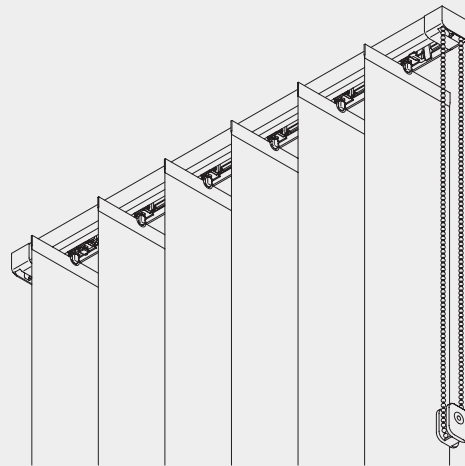


Hand Operated Vertical Blind System

Silent Gliss® 2810



Product Information

- Mono controlled chain operated vertical blind system for domestic and contract applications
- One of the slimmest vertical blind headrails on the market
- Facility to move end stops for easy access to window (for cleaning)
- Quick repair of broken louvres
- Easy change from left to right hand chain without disassembling system
- Standard colours: anodised aluminium or white powder coated
- Varied stacking arrangements - single, pair, multiple or asymmetric
- Louvre widths 89mm or 127mm
- Easy snapping on and off of the louvres
- Automatic override to protect rotation elements
- Maximum length of system is up to 5m (127mm) or 3.8m (89mm)
- Ceiling fix is recommended, but the system can also be wall fixed
- Recess fixing possible
- Wide and attractive fabric offer for louvres
- Made to measure
- Available with / without bottom link cords
- Vertical Wave and 3D Vertical Wave options available



2810

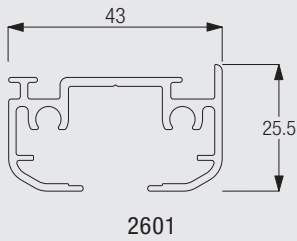
Supplied by

SG-S | Silent Gliss Spares
Silent Gliss Systems

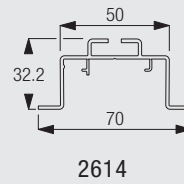
www.sg-s.co.uk email: sales@sg-s.co.uk tel: 01395 232528

Profile, Bending and Specification Information

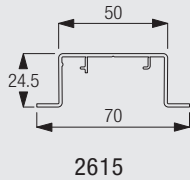
Main profile



Recess profile for suspended ceilings



Recess profile



Specification Guide- download from www.silentgliss.co.uk (password required).

Silent Gliss 2810 mono controlled vertical blind system complete with extruded aluminium headrail. Finished in aluminium powder coated white/ silver anodised. System assembled complete with endless mono control chain and rotation elements to suit 127mm/89mm louvre width. Fabric to be chosen from Silent Gliss price group 1/2/3. Track top fixed with clamp 2616 at 30cm centres plus 1/face fixed with bracket 2616/3134-9 at 30cm centres plus 1.off.....overall lengthoverall drop.

How to Measure

For guidance on measuring, please complete a Silent Gliss measure sheet, available from head office or www.silentgliss.co.uk (password required).

System Dimensions



2810



5m (127mm)
3.8m (89mm)



40cm
(single stack)



200g per louvre
(incl. bottom weight)



4m

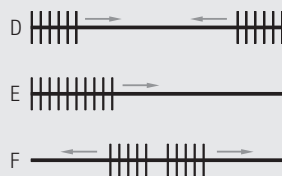
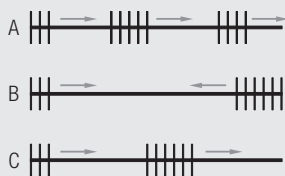
Stack Sizes (each stack)

mm	Diagram	max. (cm)										
		80	100	120	140	160	180	200	220	240	260	280
127		25	27	30	33	36	39	42	45	48	51	54
		19	21	22	24	25	27	28	30	31	33	34
89		26	29	33	38	41	45	50	53	57	62	65
		18	20	21	24	26	27	30	32	33	36	38

mm	Diagram	max. (cm)										
		300	320	340	360	380	400	420	440	460	480	500
127		57	60	63	66	69	72	75	78	81	84	87
		36	37	38	40	41	43	44	46	47	49	50
89		69	74	77	81	86						
		39	42	44	45	48						

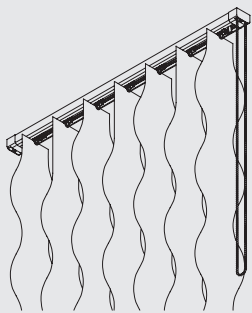
The stack sizes above don't apply for the system option Vertical Waves. Please contact Silent Gliss for further information.

Stacking Variations / System Options



- A: 3 stacks in 1 direction (can also be asymmetrical)
- B: Pair stack, asymmetrical
- C: Asymmetrical in 1 direction
- D: Pair stack, equal
- E: Single stack
- F: Centre stack

Vertical Waves



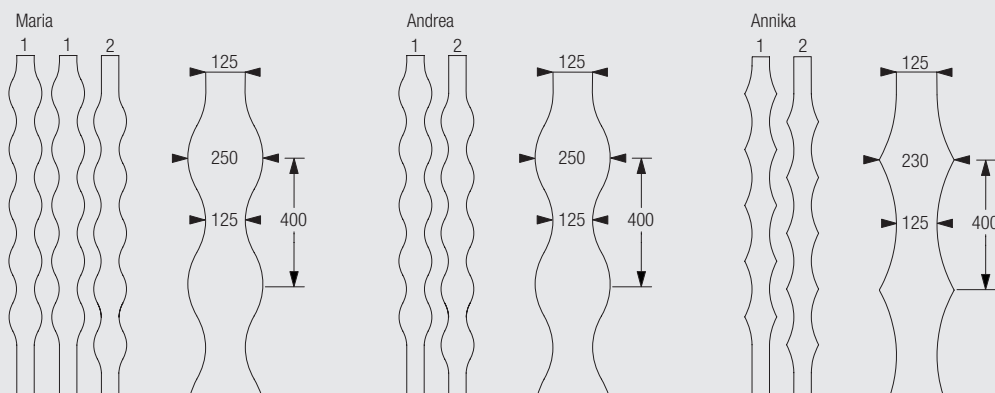
The system can be optionally equipped with the system option Vertical Waves.

NOTE: Sloping Systems are not an option for System 2810



2810

Vertical Wave and 3D Vertical Wave louvres 127mm

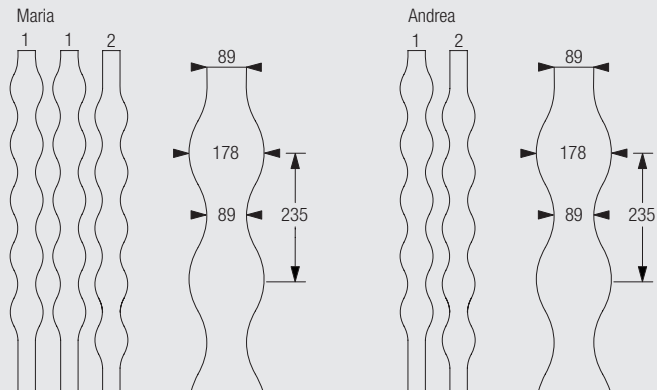


Three exceptional designs, Maria, Andrea and Annika, are available.

3D Vertical Waves only applicable with design Andrea (5-shape and 6-shape louvres, 218-297 height).

Minimum drop: 104cm

Vertical Wave louvres 89mm



Two exceptional designs, Maria and Andrea, are available.

Minimum drop: 110cm

Fitting Information

WARNING

Young children can be strangled by loops in pullcords, chains, tapes and inner cords that operate the product. To avoid strangulation and entanglement, keep cords out of the reach of young children. Cords may become wrapped around a child's neck. Move beds, cots and furniture away from window covering cords. Do not tie cords together. Make sure cords do not twist to create a loop.



2810

Bracket positioning

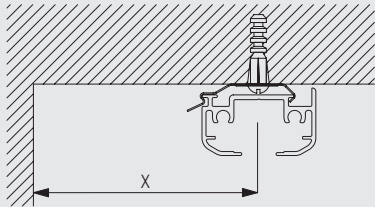


Click-in bracket 2616

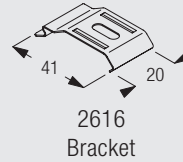


- A: Hook in profile from the front
- B: Push upwards profile until it clicks in
- C: Push lever for removal.

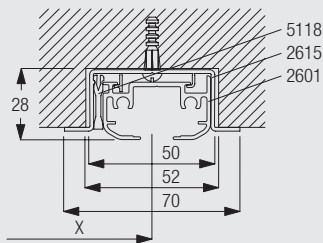
Ceiling fix with bracket 2616



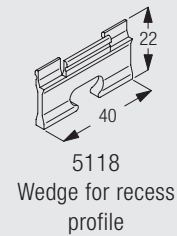
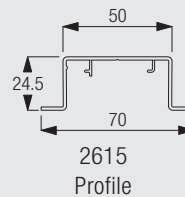
	X (mm)
Louvres	
89mm	65
127mm	85



Recess fix with recess profile 2615

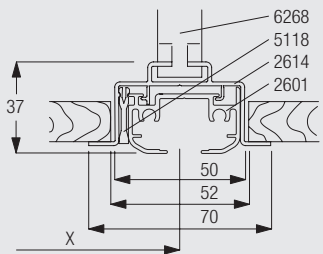


	X (mm)
Louvres	
89mm	65
127mm	85

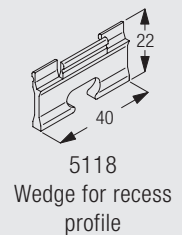
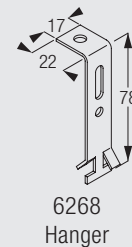
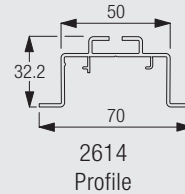


Suggested rebate size for 2615 profile is 52 x 23mm.

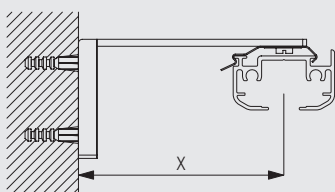
Recess fix in suspended ceiling with recess profile 2614 and hanger 6268



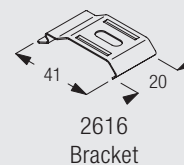
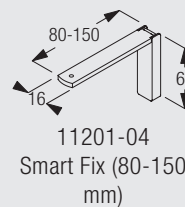
	X (mm)
Louvres	
89mm	65
127mm	85



Wall fitting with Smart Fix 11201-11204 and bracket 2616



	X (mm)
11201	72
11202	92
11203	112
11204	142

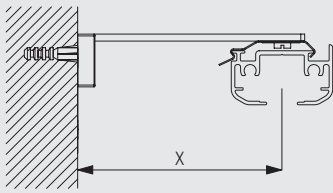


Min. wall distance X:
89 mm louvres = 65 mm
127 mm louvres = 85 mm

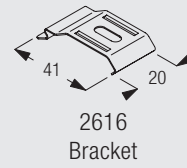
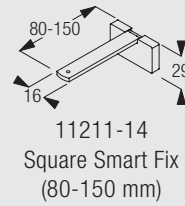
89 mm Vertical Wave louvres = 115 mm
127 mm Vertical Wave louvres = 140 mm

Brackets feature thread for screw SG 10395 (M4x6) for fixing bracket SG 2616.

Wall fitting with Square Smart Fix 11211-11214 and bracket 2616



	X (mm)
11211	72
11212	92
11213	112
11214	142

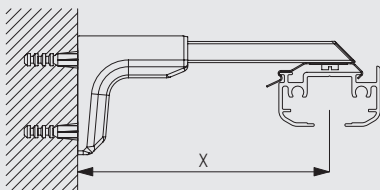


Min. wall distance X:
89 mm louvres = 65 mm
127 mm louvres = 85 mm

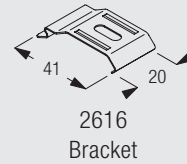
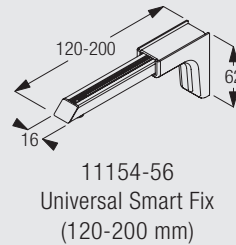
89 mm Vertical Wave louvres = 115 mm
127 mm Vertical Wave louvres = 140 mm

Brackets feature thread for screw SG 10395 (M4x6) for fixing bracket SG 2616.

Wall fitting with Universal Smart Fix 11154-11156 and bracket 2616




	X (mm)
11154	102-130
11155	132-160
11156	182-210



Min. wall distance X:
89 mm louvres = 65 mm
127 mm louvres = 85 mm

89 mm Vertical Wave louvres = 115 mm
127 mm Vertical Wave louvres = 140 mm

Brackets feature thread for screw SG 10492 (M4x8) for fixing bracket SG 2616.



Standard Accessories

2601	Profile		2604	Guide	
2605	Top clip (127mm)		2608	Endstop for 2601	
2610	Endstop		2611	Stopper	
2612	Brake		2616	Bracket	
2620	Pilot runner		2623	Rotation element set (127mm)	
2625	Rotation element set (89mm)		2627	Cover	

Supplied by

SG-S | Silent Gliss Spares
Silent Gliss Systems

www.sg-s.co.uk email: sales@sg-s.co.uk tel: 01395 232528

Silent Gliss®

2813	Top clip (89mm)		2865	Bead chain connector	
2872	Operating chain		10400	Safety Cord Retainer	

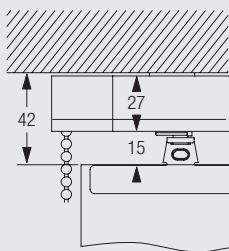
Optional Accessories

2614	Profile		2615	Profile	
2618	Shaft		2624	Adjustment set (101mm)	
2821	Spacer (65mm)		5118	Wedge for recess profile	
6268	Hanger		11154	Universal Smart Fix, 120 mm set	
11155	Universal Smart Fix, 150 mm set		11156	Universal Smart Fix, 200 mm set	
11201	Smart Fix, 80 mm set		11202	Smart Fix, 100 mm set	
11203	Smart Fix, 120 mm set		11204	Smart Fix, 150 mm set	
11211	Square Smart Fix, 80 mm set		11212	Square Smart Fix, 100 mm set	
11213	Square Smart Fix, 120 mm set		11214	Square Smart Fix, 150 mm set	



2810

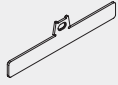
Louvre Accessories



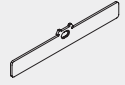
The drawing above illustrates the distance between the top of the louvre and the profile / ceiling.

2471	Bottom weight (127mm)		2473	Bottom weight (89mm)	
2479	Bottom link chain (127mm)		2481	Bottom link chain (89mm)	

2605 Top clip (127mm)



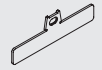
2606 Top clip (127mm reduced gap, not SGG standard)



2607 Top clip (89mm reduced gap, not SGG standard)



2813 Top clip (89mm)



2810

Supplied by

SG-S | Silent Gliss Spares
Silent Gliss Systems

www.sg-s.co.uk email: sales@sg-s.co.uk tel: 01395 232528

Silent Gliss®

Supplied by



www.sg-s.co.uk email: sales@sg-s.co.uk tel: 01395 232528

www.silentgliss.co.uk

www.silentglissglobal.com

Silent Gliss Ltd
Pyramid Business Park
Poorhole Lane
Broadstairs
Kent
CT10 2PT
Great Britain

Tel: +44 (0) 1843 863571
Fax: +44 (0) 1843 864503
info@silentgliss.co.uk

Silent Gliss Global Ltd
Pyramid Business Park
Poorhole Lane
Broadstairs
Kent
CT10 2PT
Great Britain

Tel: +44 (0) 1843 874250
Fax: +44 (0) 1843 874457
info@silentglissglobal.com