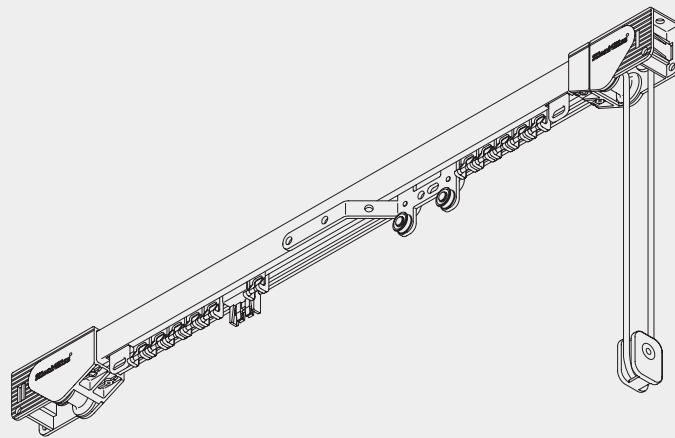


## Cord Operated Curtain Track System

# Silent Gliss® 3900



### Product Information

- Strong and elegant, the most attractive heavy duty track available
- Roller glider glides on rim of front channel - no dust and minimum friction - setting new standards of efficiency (up to 20kg in curtain weight)
- Eye of glider is thrown forward to avoid friction with curtain heading yet remains in perfect balance
- Can be hand operated with cord retainer 10400
- Roller gliders in strip form for quick assembly
- Easy ceiling or wall fix
- Because of enclosed cord channels it can be front or reverse bent, perfect for bay windows
- Cord drop easily adjusted without dismantling system
- Can be corded from both ends for extra heavy curtains or where one curtain is wider than the other
- Standard in white
- Standard lengths 5m and 6m
- Can be bent



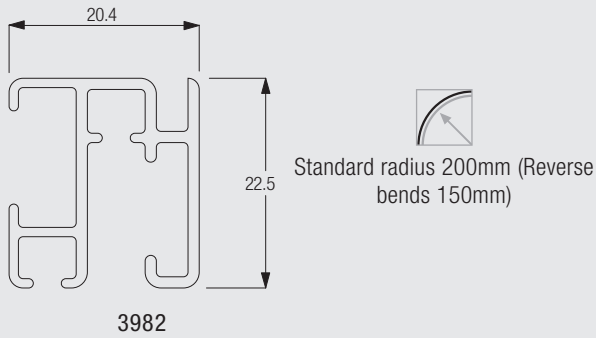
3900

Supplied by

**SG-S** | Silent Gliss Spares  
Silent Gliss Systems

www.sg-s.co.uk email: sales@sg-s.co.uk tel: 01395 232528


## Profile, Bending and Specification Information



Specification Guide - download from [www.silentgliss.co.uk](http://www.silentgliss.co.uk) (password required).

Silent Gliss 3900 cord operated aluminium curtain track, assembled complete with roller gliders 3911 at 10/metre gliding on front channel rim and eye section protruding forward to prevent friction. Cord-guide/return set 3915, overlap arm 3936 and cord 3090, (cord drop 150cm R.H.S.). Face fixed with nylon bracket 3630/top fixed with nylon bracket 3603 at 600mm centres.

## How to Measure



A: system width  
 B: cord height  
 C: cord retainer 10400 must be installed at least 150cm above the floor (ref: EN13120 Child Safety)



3900

## System Dimensions



12m



20kg

## Max. Curtain Weight Chart

	2 m	4 m	6 m	8 m	10 m	12 m
	8	12	16	15	13	11
	8	14	20	18	15	13
	10	11	11	10	8	7
	10	14	14	13	13	12
	10	11	11	11	10	10
	10	12	12	11	11	10
	8	8	7	6	5	4
	10	10	9	8	7	6

(kg max.)

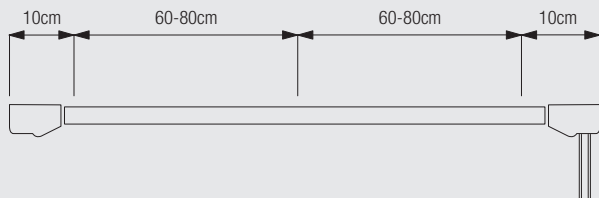
Straight tracks can be extended beyond 12m by using a connecting bridge and intermediate pulley.

## Fitting Information

### WARNING

Young children can be strangled by loops in pullcords, chains, tapes and inner cords that operate the product. To avoid strangulation and entanglement, keep cords out of the reach of young children. Cords may become wrapped around a child's neck. Move beds, cots and furniture away from window covering cords. Do not tie cords together. Make sure cords do not twist to create a loop.

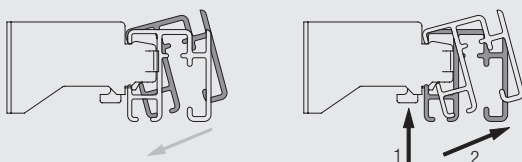
### Bracket positioning



The fixing distances are meant as a guide only, they may vary in practice depending on surface and curtain weight. For heavy duty systems a maximum distance of 600mm is recommended.



### Fixing with universal bracket

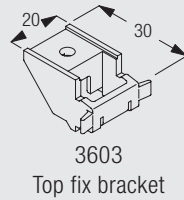
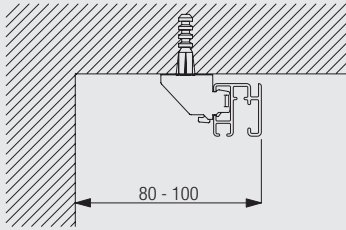


Applicable with 3603/3630/3655/3660

Installation: Roll track onto bracket in direction indicated  
Removal: 1. Press to release 2. Rotate forward for removal.

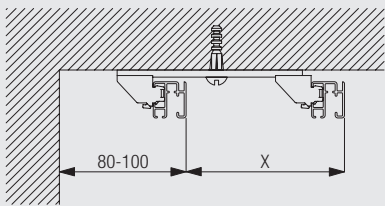
## Fitting Options

### Ceiling fix with bracket 3603

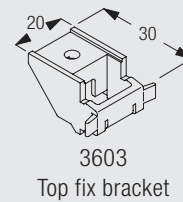
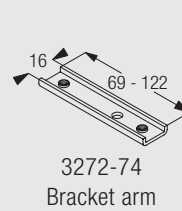


The final distances may be outside of the recommendations above depending on curtain heading, make-up and any obstructions.

### Ceiling fix with bracket 3603 and double arms 3272/3273/3274



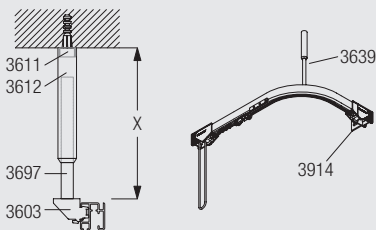
	X (mm)
3272	52
3273	75
3274	105



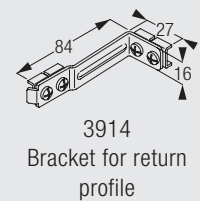
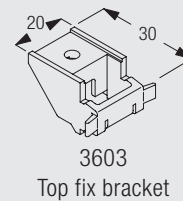
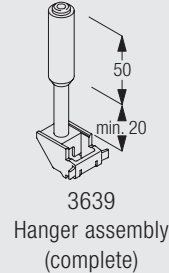
Double arm features thread for screw M4x8 for fixing the bracket 3603

### Suspended fix with bracket 3603 and hanger rod system 3639

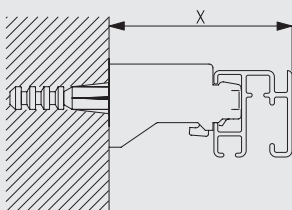
3900



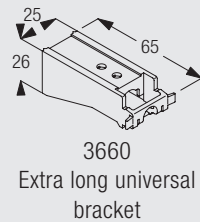
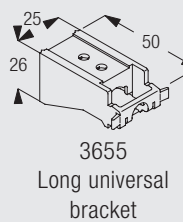
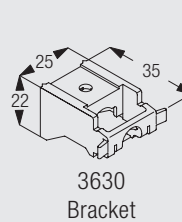
	X (m)
3639	1.25 max.



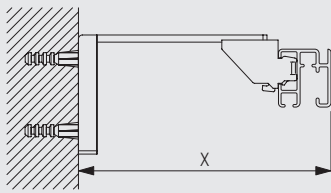
### Wall fix with universal brackets 3630/3655/3660



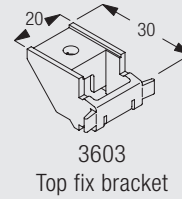
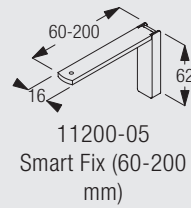
	X (mm)
3630	47
3655	62
3660	77



### Wall fitting with Smart Fix 11200-11205 and bracket 3603

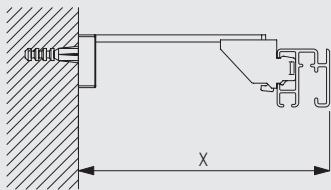


	X (mm)
11200	86
11201	106
11202	126
11203	146
11204	176
11205	226

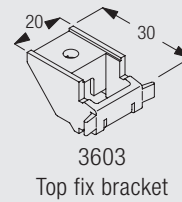
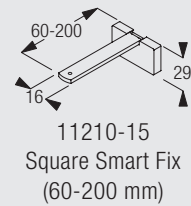


Brackets are threaded for screw 6748 (M4x8) for fixing the bracket 3603

### Wall fitting with Square Smart Fix 11210-11215 and bracket 3603

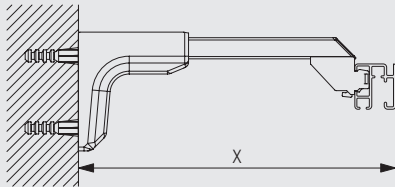


	X (mm)
11210	86
11211	106
11212	126
11213	146
11214	176
11215	226

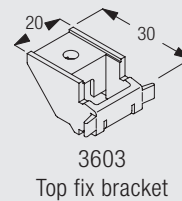
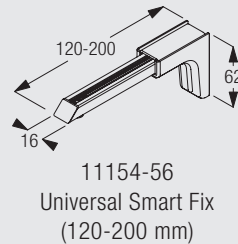


Brackets feature thread for screw SG 10492 (M4x8) for fixing bracket SG 3603.

### Wall fitting with Universal Smart Fix 11154-11156 and bracket 3603



	X (mm)
11154	136-164
11155	166-194
11156	216-244





Brackets feature thread for screw SG 10277 (M4x12) for fixing bracket SG 3603.



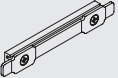

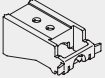
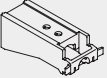
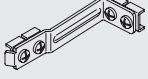



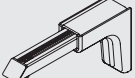
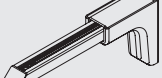

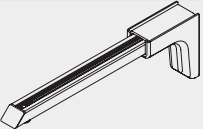

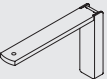
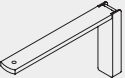





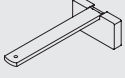


## Standard Accessories

3090	Cord (ø 3.5mm)		3630	Bracket	
3922	Roller 3911 in strip form		3936	Overlap arm	
3982	Profile		10400	Safety Cord Retainer	

## Sets

3915	Cord guide set, containing	3906	Cord guide	2	
		3917	Pilot runner	1	
		3939	Pilot runner	1	

## Optional Accessories

0516	Pelmet spacer		3603	Top fix bracket	
3620	Connecting bridge		3639	Hanger rod assembly	
3655	Long universal bracket		3660	Extra long universal bracket	
3914	Bracket for return profile		3916	Pilot runner (for multi-stack)	
3929	Intermediate pulley		3932	Spring stop	
11154	Universal Smart Fix, 120 mm set		11155	Universal Smart Fix, 150 mm set	
3900	11156	Universal Smart Fix, 200 mm set	11200	Smart Fix, 60 mm set	
			11201	Smart Fix, 80 mm set	
			11202	Smart Fix, 100 mm set	
			11203	Smart Fix, 120 mm set	
			11204	Smart Fix, 150 mm set	
			11205	Smart Fix, 200 mm set	
			11210	Square Smart Fix, 60 mm set	
			11211	Square Smart Fix, 80 mm set	
			11212	Square Smart Fix, 100 mm set	
			11213	Square Smart Fix, 120 mm set	
			11214	Square Smart Fix, 150 mm set	
			11215	Square Smart Fix, 200 mm set	

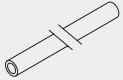

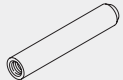

Supplied by

**SG-S** | Silent Gliss Spares  
Silent Gliss Systems

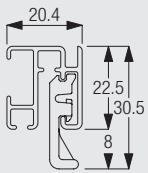
www.sg-s.co.uk email: sales@sg-s.co.uk tel: 01395 232528

Silent Gliss®

## Sets

3639	Hanger rod assembly	3697	Rod	1	
		3611	Stud	1	
		3612	Support with screw	1	
		3699	Track insert	1	

## Sewing Information and Accessories



3582 Hook



3599 Hook



3900

Supplied by



www.sg-s.co.uk email: sales@sg-s.co.uk tel: 01395 232528

[www.silentgliss.co.uk](http://www.silentgliss.co.uk)

[www.silentglissglobal.com](http://www.silentglissglobal.com)

Silent Gliss Ltd  
Pyramid Business Park  
Poorhole Lane  
Broadstairs  
Kent  
CT10 2PT  
Great Britain

Tel: +44 (0) 1843 863571  
Fax: +44 (0) 1843 864503  
info@silentgliss.co.uk

Silent Gliss Global Ltd  
Pyramid Business Park  
Poorhole Lane  
Broadstairs  
Kent  
CT10 2PT  
Great Britain

Tel: +44 (0) 1843 874250  
Fax: +44 (0) 1843 874457  
info@silentglissglobal.com