


## Dim-Out Blind System

# Silent Gliss® 4500



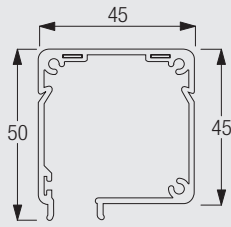
### Product Information

- Technically advanced spring-operated blind incorporating over 20 years experience in dim-out blind systems
- The small cassette headbox makes the system 4500 particularly suited to small windows and door vision panels
- Choice of two side profiles – standard or outside recess. The standard profile is adjustable to allow for variations in width of framework
- Fabrics are contained within the side profiles by rivets
- Black or white profile as standard; silver and colours are available to special quote
- Plastic components are black or white in all cases
- Choice of FR blackout fabrics. System can also be used as a flyscreen
- Delivered ready-assembled made-to-measure
- Can also be operated in inclined or horizontal positions up to 30° from vertical



4500

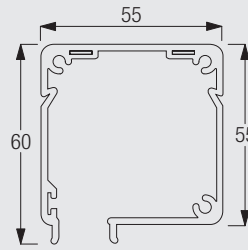
## Profile and Bending Information



4501



Cannot be bent.



4502



Cannot be bent.

The choice of fabric may influence the size of headbox/profile to be used. Thicker fabrics may require the use of profile 4502 (55mm).

## How to Measure

Measurements for Silent Gliss Dim-Out Systems should be undertaken by a fully trained dim-out specialist.

## System Dimensions



4501 140cm  
4502 140cm



4501 45cm  
4502 60cm



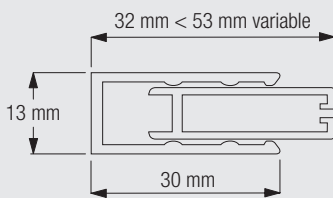
4501 120cm  
4502 140cm

## Fitting Information

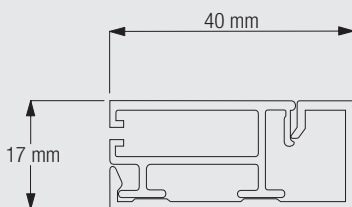


4500

Adjustable side profiles 4511 and 4512 for inside recess

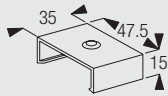
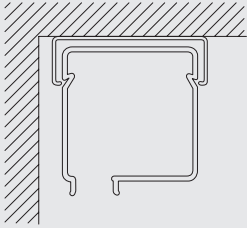


Side profiles 4513 and 4514 for outside recess

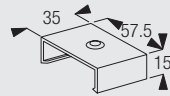


## Fitting Options

### Top fix with bracket 4538 or 4539

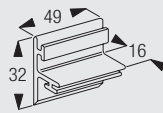
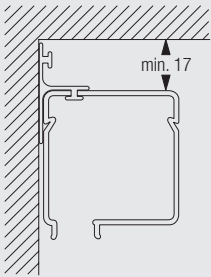


4538  
Ceiling fix bracket  
(for 4501)



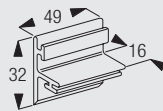
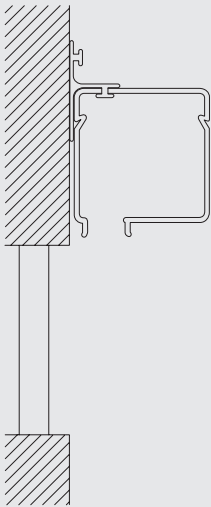
4539  
Ceiling fix bracket  
(for 4502)

### Face fix (wall) with bracket 4531



4531  
Wall fix bracket

### Face fix outside recess with bracket 4531



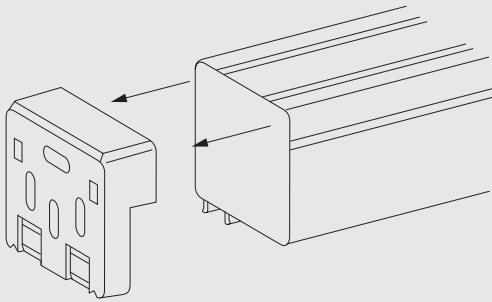
4531  
Wall fix bracket

Also includes 4513/4514 as a bottom guide.












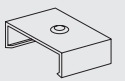


4500

End fix with bracket 4526/4527



Standard Accessories

4501	Profile		4502	Profile	
4511	Side Profile (used with 4512 profile)		4512	Side Profile (used with 4511 profile)	
4513	Side Profile (used with 4514 profile)		4514	Side Profile (used with 4513 profile)	
4526	Plastic end bracket (for 4501)		4527	Plastic end bracket (for 4502)	
4531	Wall fix bracket		4534	Right inside recess bracket (for 4502)	
4535	Left inside recess bracket (for 4502)		4538	Ceiling fix bracket (for 4501)	
4500	4539	Ceiling fix bracket (for 4502)			



4500