


Dim-Out Blind System

Silent Gliss® 4550



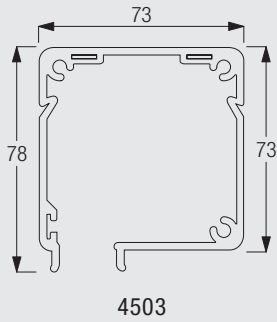
Product Information

- Technically advanced electrically-operated system, incorporating over 20 years experience in dim-out blinds
- Fixed switch or radio control operation
- Choice of three side profiles depending on installation requirements. Standard is double adjustable inside recess to allow for variations in width of framework or optional outside recess profile for blinds less than 210cm wide
- For blinds over 210cm wide or where there is excessive air movement, heavy duty side profile 4516 using reinforced fabric is available
- Heavy duty systems have a welded cross bar
- Fabrics are contained within the side profiles by rivets (or a crossbar in heavy duty situations) to prevent the fabric coming out
- Black or white profile as standard; silver and colours to special quote. Plastic components are black or white in all cases
- Choice of FR blackout fabrics. System can also be used as a flyscreen
- Delivered ready-assembled made-to-measure
- Can be combined with Radio Remote Control System Silent Gliss 9940/0450



4550

Profile and Bending Information



How to Measure

Measurements for Silent Gliss Dim-Out Systems should be undertaken by a fully trained dim-out specialist.

System Dimensions



4503 270cm



4503 60cm



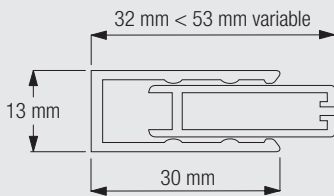
4503 300cm

Fitting Information

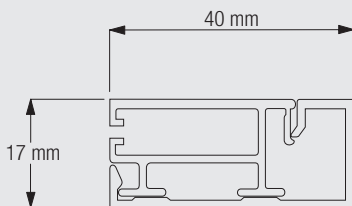
Adjustable side profiles 4511 and 4512 for inside recess



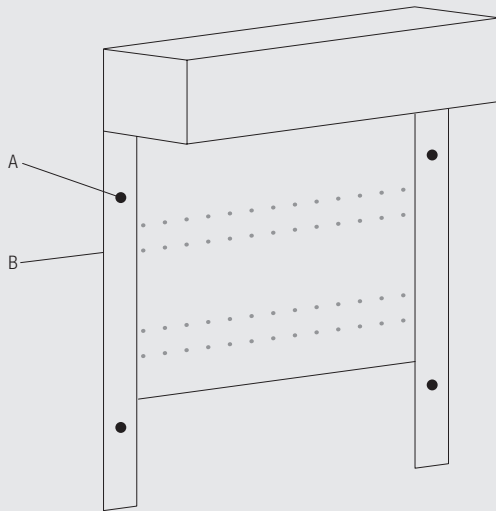
4550



Side profiles 4513 and 4514 for outside recess



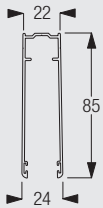
Heavy duty system with 4516 side profile



For blinds over 210 cm wide or where there is excessive air movement heavy duty side profile 4516 with welded reinforcing cross bars must be used.

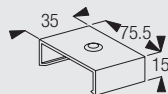
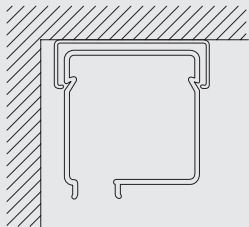
A: Fixing directly through 4516 profile with 4574 endplugs for outside recess applications.

B: Side profile 4516.



Fitting Options

Top fix with bracket 4541

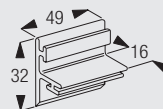
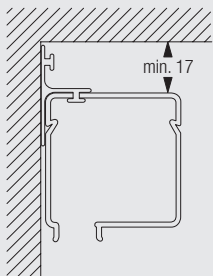


4541
Ceiling fix bracket
(for 4503)



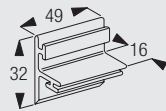
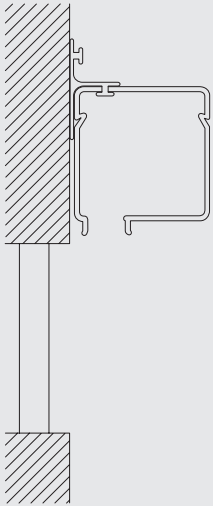
4550

Face fix (wall) with bracket 4531



4531
Wall fix bracket

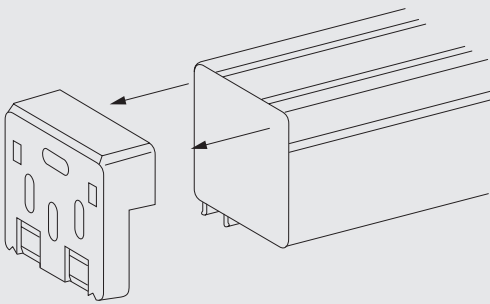
Face fix outside recess with bracket 4531



4531
Wall fix bracket

Also includes 4513 / 4514 as a bottom guide.

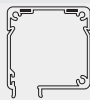
End fix with bracket 4528 (steel)




4550

Standard Accessories

4503 Profile



4512 Side Profile (used with 4511 profile)



4514 Side Profile (used with 4513 profile)



4528 Steel bracket (for 4503)



4534 Right inside recess bracket (for 4502)




4537 Left inside recess bracket (for 4503)



4574 Endplug




4511 Side Profile (used with 4512 profile)



4513 Side Profile (used with 4514 profile)



4516 Heavy Duty Side Profile



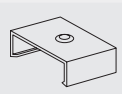
4531 Wall fix bracket



4536 Right inside recess bracket (for 4503)



4541 Ceiling fix bracket (for 4503)



10322 Motor 20-Series, 230V



Optional Accessories

0615 Latching switch inc. pattress box



0997 Motor Test Lead



10323 Motor 20-Series, 230V, radio receiver



Motor and Controls

Motor and Control Features

Motor

10322, 10323

Motor Features

| | |
|--|---|
| Electronic end-stop programming with Silent Gliss transmitters or limit setting lead | • |
| Electronic revolution counter (unlimited revolution) | • |
| Two intermediate positions possible (only applicable with built-in motor receiver) | • |
| Exact programming of intermediate positions possible | • |
| Parallel wiring possible without additional relays | • |
| Parallel wiring possible without additional relays with built-in motor receiver | • |
| Soft stop | • |
| No stop clicking | • |
| Cable connectable with plug into motor and available in different lengths | • |

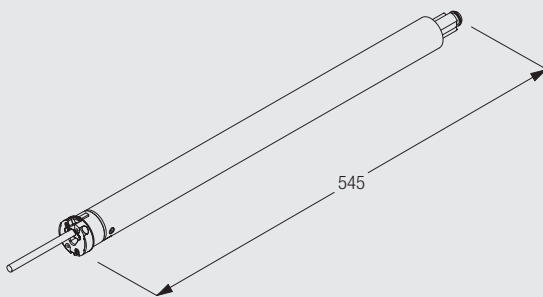
Control Features

| | |
|--|---|
| Silent Gliss Radio Remote Control System 9940 (only applicable with built-in motor receiver) | • |
| Silent Gliss Radio Remote Control System 0450 (external receiver necessary) | • |
| Suitable for all common home automation and bus systems | • |



4550

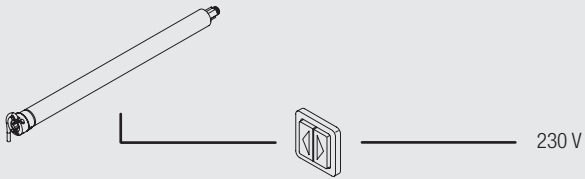
Motors Silent Gliss 10322/10323



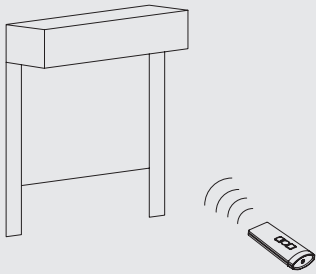
- Voltage: 230V
- Frequency of Receiver of Motor 10323: 868MHz
- Torque: 5Nm
- Speed: 30 rpm
- Frequency: 50Hz
- Power: 180W
- Current: 0.80A
- Thermal overload protection
- CE Standard
- Cable pluggable

Operation Methods

Fixed switch operation with motor 10322



Radio remote control operation with systems 9940 or 0450



System can be combined with Radio Remote Control System Silent Gliss 9940, using motor 10323 (integrated receiver) or Radio Remote Control System 0450 using motor 10322 (non integrated receiver) with minimum wiring. For further details, please refer to catalogue section "Motors & Controls".

Wiring and Connections

Important: Wiring diagrams are available from www.silentgliss.co.uk (password required). Please contact Silent Gliss for information on access.



4550