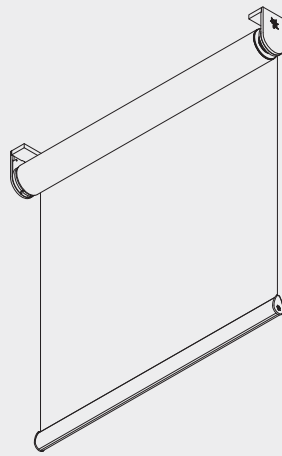


Motorised Roller Blind System

Silent Gliss® 4970

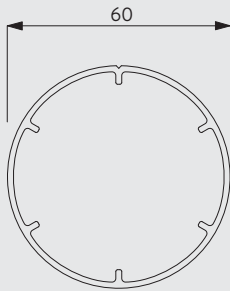


Product Information


- Motorised
- Quiet and fast mains powered motor
- Easy installation with click-in brackets
- Bracket covers for neater appearance
- Ceiling, wall or recess fitting
- Options: radio remote control system SG 9940, app control, Smart motor for home control systems, connected double system with one motor, side-guides, installation profile, dry contact switching with 40 series motor

4970

Profile and Bending Information



11037



Cannot be bent

Specifications:

4970 with SG Series 20 motors

Silent Gliss Electrically Operated Roller Blind System 4970. Supplied made to measure and complete comprising anodised aluminium barrel with integral 230v 50 Hz powered motor. Motor left / right side. Includes 11172 bracket with 11175 click flange and 11177 motor support for wall or ceiling fixing. White bracket covers 11173/11174 supplied as standard. Aluminium bottom weight bar 4903 as standard in white. Operation by mains switch (not supplied) or mains switching by third party control system or / SG 0450 remote control system components (supplied at additional cost)

4970 with SG Series 40 motors

Silent Gliss Electrically Operated Roller Blind System 4970. Supplied made to measure and complete comprising anodised aluminium barrel with integral 240-100v 50/60 Hz or 24V mains powered motor. Motor left / right side .Includes 11172 bracket with 11175 click flange and 11177 motor support for wall or ceiling fixing. White bracket covers 11173/11174 supplied as standard. Aluminium bottom weight bar 4903 as standard in white. Operation by dry contact switching either from fixed switch (not supplied) or third party control system and /or Silent Gliss 9940 radio control system via integrated receiver. (9940 control components supplied at additional cost)/

4970 with 'Smart by Silent Gliss' motors

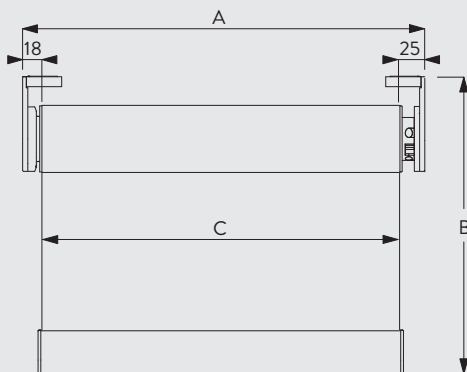
Silent Gliss Electrically Operated Roller Blind System 4970. Supplied made to measure and complete comprising anodised aluminium barrel with integral 24V DC powered motor: Motor left / right side. Operation via Silent Gliss Smart Gateway and associated components in conjunction with compatible third party control systems. Includes 11172 bracket with 11175 click flange and 11177 motor support for wall or ceiling fixing. White bracket covers 11173/11174 supplied as standard. Aluminium bottom weight bar 4903 as standard in white.

All wiring to be strictly in accordance with Silent Gliss wiring diagrams.

4970

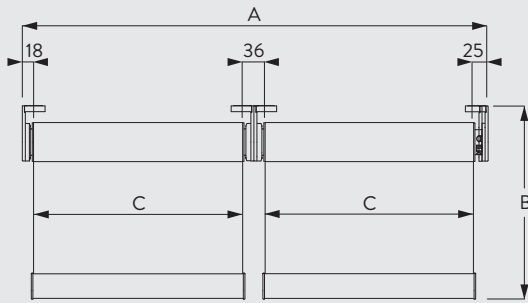
How To Measure

Measurement Information: Single System



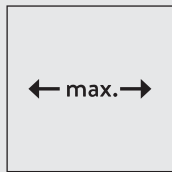
A: system width
B: system drop
C: fabric width

Measurement Information: Double (connected) System

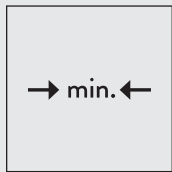


A: system width
B: system drop
C: fabric width

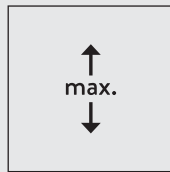
System Dimensions



Single system: 3.4 m
Double system: 6.8 m



65 cm
86 cm series 40 motor



5 m



*Single system: 17 m²
*Double system: 34 m²

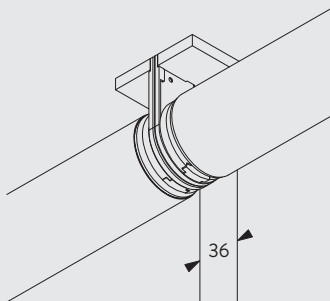


Single system: 10 kg
Double system: 10 kg

*Max. m² depends on fabric type

System Options

Double (connected) systems

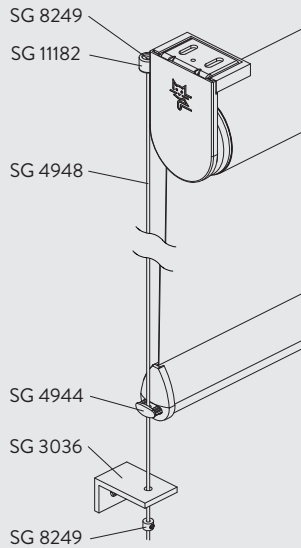


Parts needed:

- 2x 11179 Cover
- 2x 11174 Top cover
- 2x 11172 Bracket
- 2x 11175 Click flange
- 1x 11183 Connecting bolt
- 2x 11184 Cover drilled
- 1x 11165 Bearing
- 1x 11195 Connecting adapter

4970

Side guides for stabilizing blind system



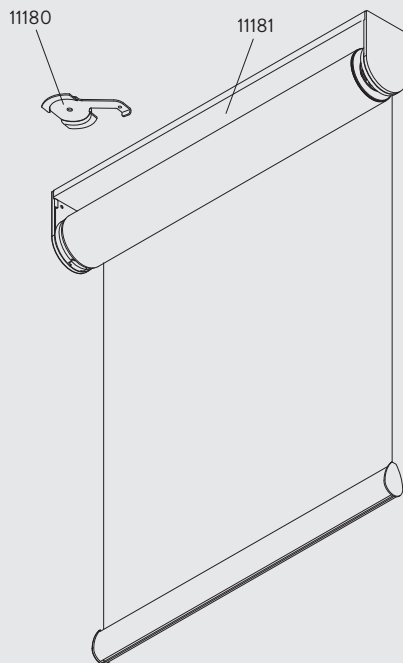
3036 Bracket
4944 Endcover
4948 Wire Rope (1.5mm)
8249 Fastener
11182 Wire holder

Controls

Please see section "Motors & Controls"

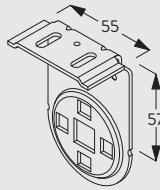
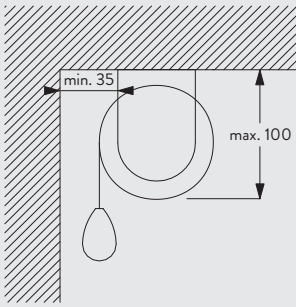
Fitting Information

Alternative fixing with installation profile (optional)

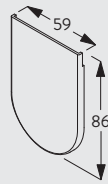


Fitting Options

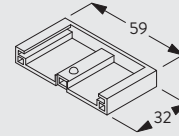
Ceiling fitting with brackets



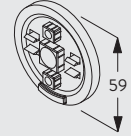
11172
Bracket



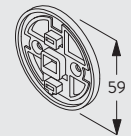
11173
Bracket cover



11174
Top Cover



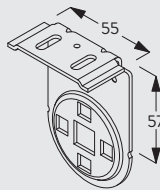
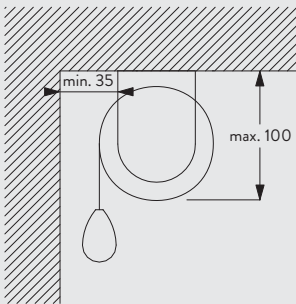
11175
Click flange



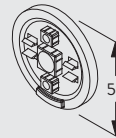
11177
Motor support

All these measures are based on the maximum system dimensions and a fabric thickness of 0.8 mm.

Ceiling fitting with installation profile (option) and clamp 11180



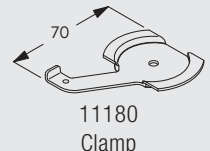
11172
Bracket



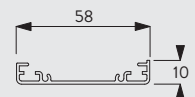
11175
Click flange



11177
Motor support



11180
Clamp

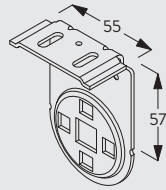
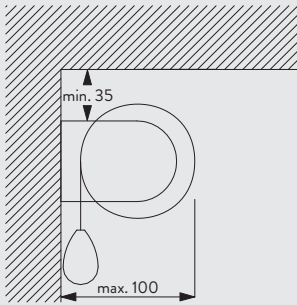


11181
Profile

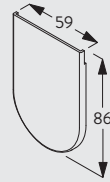
4970

All these measures are based on the maximum system dimensions and a fabric thickness of 0.8 mm.

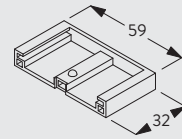
Wall fitting with brackets



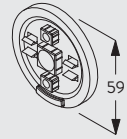
11172
Bracket



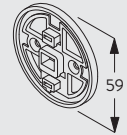
11173
Bracket cover



11174
Top Cover



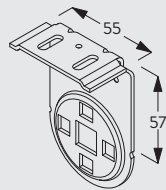
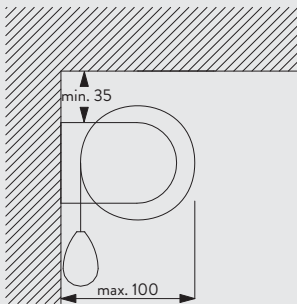
11175
Click flange



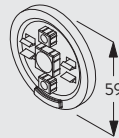
11177
Motor support

All these measures are based on the maximum system dimensions and a fabric thickness of 0.8 mm.

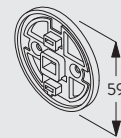
Wall fitting with installation profile (option) and clamp 11180



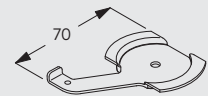
11172
Bracket



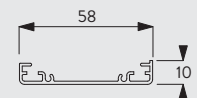
11175
Click flange



11177
Motor support



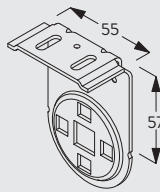
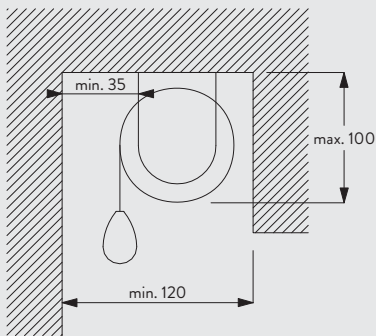
11180
Clamp



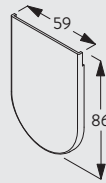
11181
Profile

All these measures are based on the maximum system dimensions and a fabric thickness of 0.8 mm.

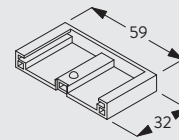
Recess fitting with brackets



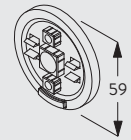
11172
Bracket



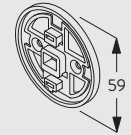
11173
Bracket cover



11174
Top Cover



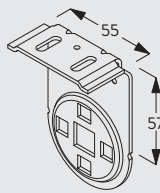
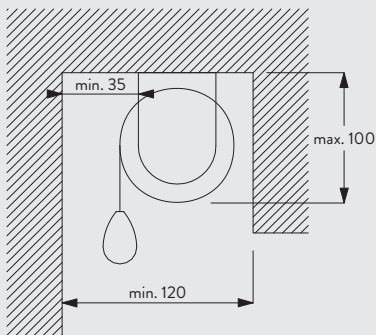
11175
Click flange



11177
Motor support

All these measures are based on the maximum system dimensions and a fabric thickness of 0.8 mm.

Recess fitting with installation profile (option) and clamp 11180



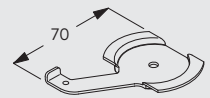
11172
Bracket



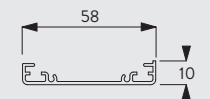
11175
Click flange



11177
Motor support



11180
Clamp







11181
Profile











4970

All these measures are based on the maximum system dimensions and a fabric thickness of 0.8 mm.



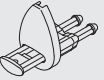




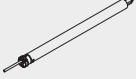



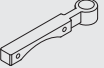





Standard Accessories

4223	Plastic strip 14 mm	
4903	Bottom bar	
10284	O-Ring	
11037	Profile tube, 60 mm	

4226	Standard adhesive tape	
9916	In-line connector - complete/no lead (was 0766)	
10522	Motor 20-Series, 230V	
11165	Bearing	

11172	Bracket		11173	Bracket cover	
11174	Top Cover		11175	Click flange	
11176	Tube adapter motor		11177	Motor support	
11178	Cover		11179	Cover	
11323	PT Screw Countersunk KA35x12 WN 1413		11358	Motor drive set 60 mm (10 / 20 Series)	

Optional Accessories







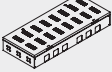





			2367	Retaining ring	
3036	Bracket (47mm)		4944	Bottom bar endcover set	
4948	Wire rope (ø 1,5mm)		8249	Locking ring	
10293	Additional cable incl. plug, various lengths		10498	Countersunk screw 2.9x9.5 DIN 7982C	
10522	Motor 20-Series, 230V		10523	Motor 20-Series, 230V, radio receiver	
4970	10668	Strip (10mm)	10993	Bottom weight	
	11038	Motor drive 60 mm	11180	Clamp	
	11181	Profile	11182	Wire holder	
	11183	Connecting bolt	11184	Bracket cover drilled	
	11195	Connecting adapter set	11197	End cover	
	11241	Motor 100-240V AC, 40-Series S 3/32, radio receiver	11244	Motor 24V DC, 40-Series S 3/32, radio receiver	
	11251	Smart motor 24V DC	11260	Smart controller gateway Cedia	
	11261	Smart controller gateway KNX	11262	Smart expansion unit	

Supplied by

SG-S | Silent Gliss Spares
Silent Gliss Systems

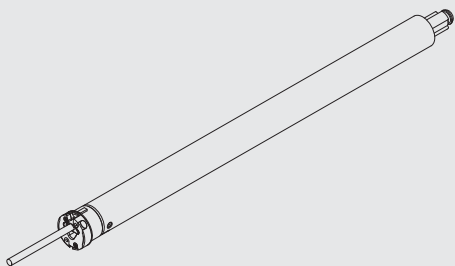
www.sg-s.co.uk email: sales@sg-s.co.uk tel: 01395 232528

Silent Gliss®

11263	Power supply 24V DC, 2 Ampere DIN Rail		11264	Power supply 24V DC, 3.8 Ampere DIN Rail	
11265	Power supply 24V DC, 5 Ampere DIN Rail		11266	Power supply 24V DC, 10 Ampere DIN Rail	
11281	Cabinet for 8 systems		11282	Cabinet for 24 systems	
11283	Cabinet for 56 systems		11311	Bracket spacer	
11325	Smart plug 6-pin, MC 1.5/6 ST-3.81		11359	Motor drive set 60 mm (5 Series)	
11360	Motor drive set 60 mm (40 / 50 Series)		11361	Motor drive set 60 mm (Somfy 24V)	

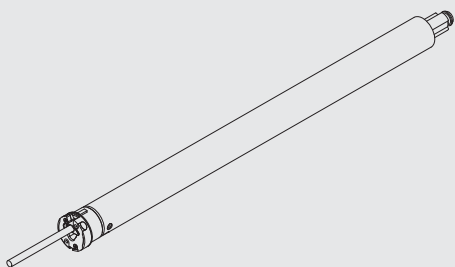
Overview Motors & Controls

Motors 20 Series 10522



- Voltage: 230 V AC
- Torque: 3 Nm
- Speed: 30 rpm
- Frequency: 50 Hz
- Power: 135 W
- Current: 0.60 A
- Thermal Overload Protection
- CE Standard

Motors 40 Series 11241 / 11244

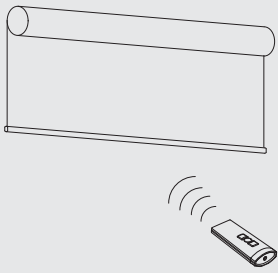


- Motor 12541 - 100-240V 50/60Hz supply
- Motor 11244 - 24V DC supply
- Dry contact switched
- Integrated 9940 radio receiver
- Torque: 1.5 Nm
- Speed: 32 rpm
- Current: 1.15 A
- Thermal overload protection
- CE Standard

Operating Methods

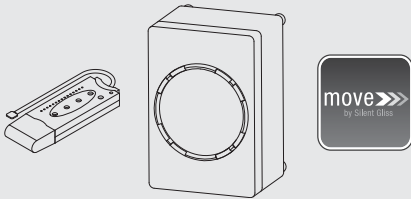
Systems can be operated by fixed wall switch.

Radio Remote Control System Silent Gliss 9940



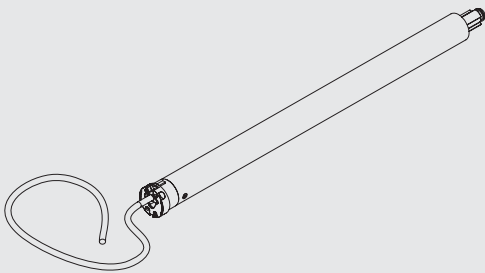
The Silent Gliss motors which feature an integrated radio receiver can be combined with Radio Remote Control System Silent Gliss 9940. This system offers maximum comfort with minimum wiring.

Silent Gliss Move



The system can be controlled with the Silent Gliss app "Move" through a smartphone, tablet or desktop. The app is available for Android, IOS and Windows and can be downloaded in the respective app stores. Move Server Set Silent Gliss 9960 - Set consists of server and transmitter stick

Motor Silent Gliss 11251 (Smart)



- 24V DC
- Smart motor to allow integration and control by most major home control systems
- Max speed: 32rpm (adjustable)
- Torque: 3Nm
- Must be used in conjunction with Silent Gliss Smart Gateway controller and associated components.

Wiring and Connections

4970

Important: For these information please contact Silent Gliss.

Supplied by

SG-S | Silent Gliss Spares
Silent Gliss Systems

www.sg-s.co.uk email: sales@sg-s.co.uk tel: 01395 232528

Silent Gliss®