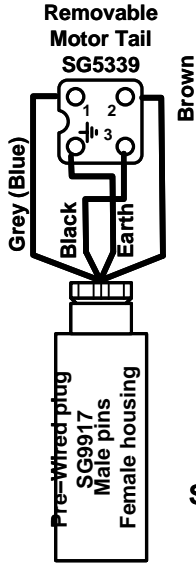
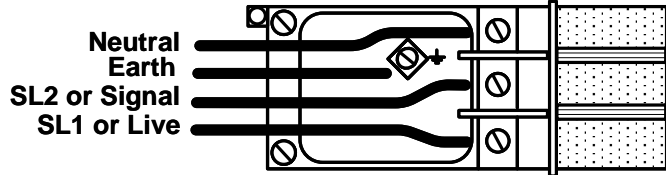


MOTOR TAIL COLOURS – Grey (Blue) = Neutral, Brown = Live or Switch Live 1, Black = Signal or Switch Live 2, Earth = Green / Yellow

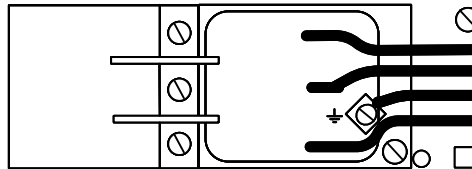
**Important**  
 Plug / socket must be wired correctly with exposed pins on SG9917 fitted to motor tail



← **Switch**      **Plug Set SG9916**      **Motor**      →

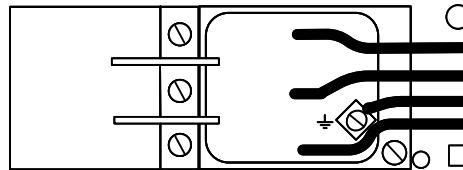


**Standard Wiring**



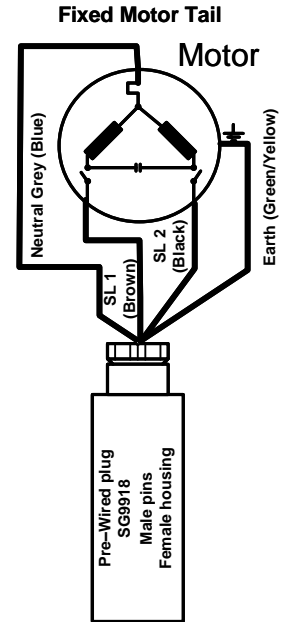
Neutral Grey ( Blue)  
 SL2 or Signal (Black)  
 Earth (Green / Yellow)  
 SL1 or Live ( Brown)

**Special Wiring**



Neutral Grey ( Blue)  
 SL1 ( Brown)  
 Earth (Green / Yellow)  
 SL2 ( Black)

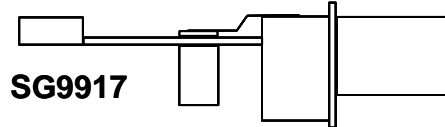
Special wiring for LH Motor Roller Blinds / Dimouts and  
 RH Motor Reverse rolled Roller Blinds only



To reverse direction on command Swap SL1 & SL2 at plug

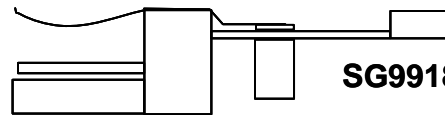
**Warning : BS6500 - Neutral in 4 core flexible cable is now coloured Grey (Previously Blue)**

**Female Pins  
 Male Housing**



**SG9917**

**Male Pins  
 Female Housing**



**SG9918**

All printed & electronically distributed copies of this drawing are uncontrolled copies

**Silent Gliss Ltd**  
 Poorhole Lane.  
 Broadstairs  
 Kent CT10 2PT  
 Tel 01843 863571  
 Fax 01843 864503  
 E-mail: info@silentgliss.co.uk  
 Web site: www.silentgliss.co.uk

**In Line connection using a "Hirschmann" 4 way connector SG9916**

**Drawing Number**

**E 113**

**Issue Date 31/10/19 FRO**