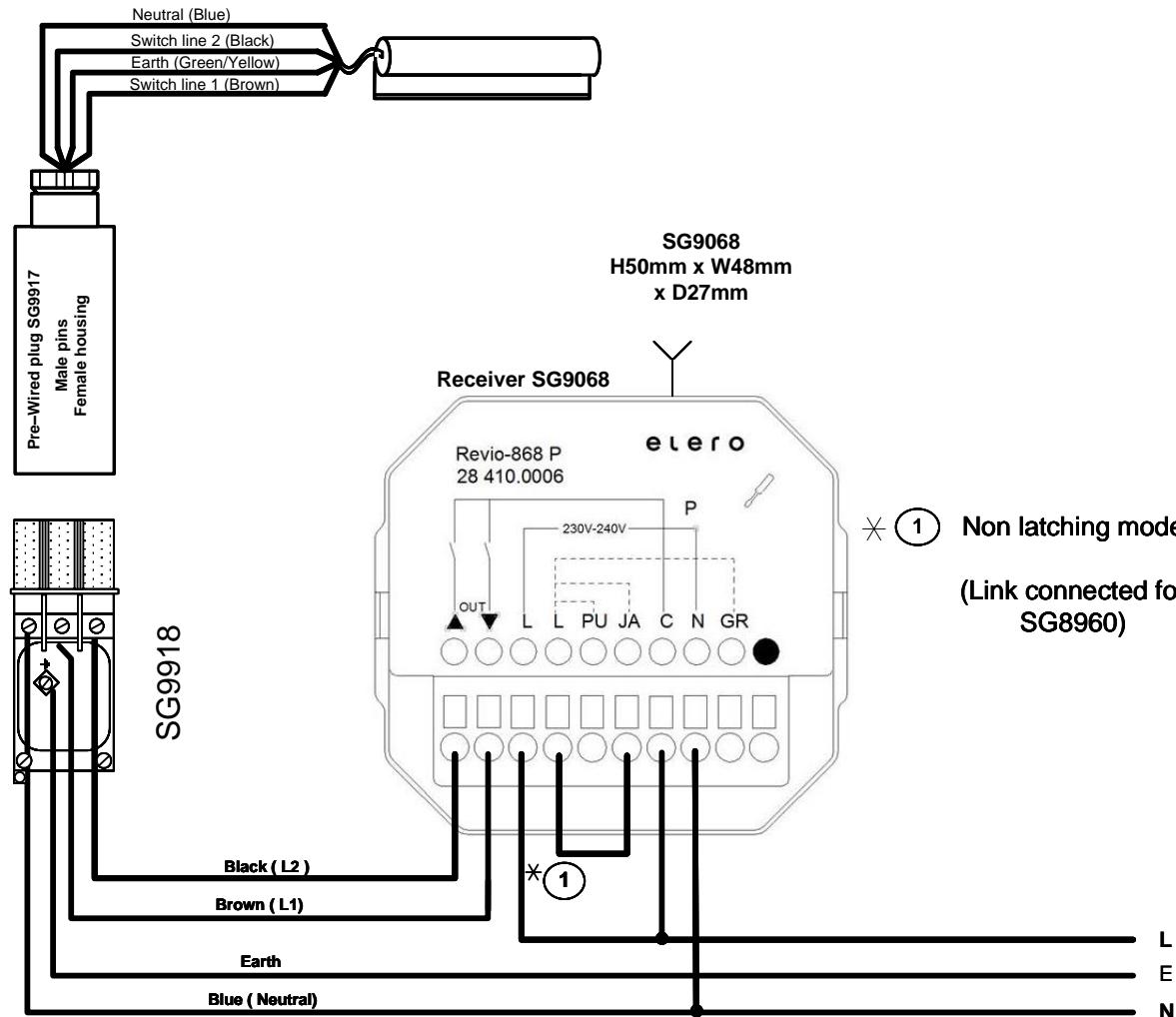
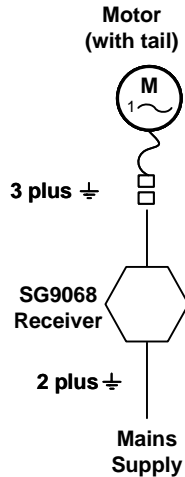


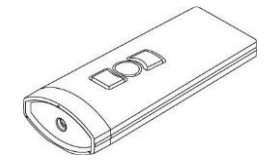
All printed & electronically distributed copies of this drawing are uncontrolled copies



*① Required for systems SG8960

Refer to separate instructions for set-up and commissioning of radio controls

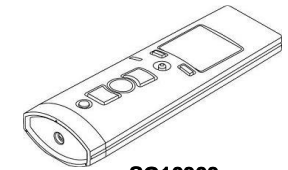
Transmitters



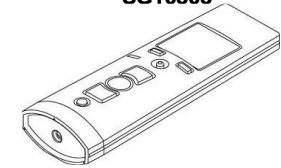
SG10300



SG10302

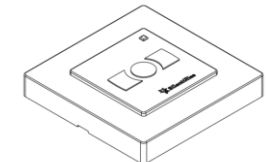


SG10303

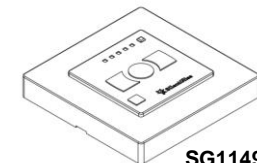


SG10804

Switches



SG11480



SG11490

- System Motor Rating 230V
- SG2195 – 0.60 amp
 - SG2350 – 0.80 amp
 - SG4760 – 0.80 amp
 - SG4770 – 0.80 amp
 - SG4780 – 0.80 amp
 - SG4960 – 0.80 amp
 - SG4970 – 0.80 amp
 - SG4880 – 0.90 amp
 - SG5800 – 2.20 amp
 - SG8600 – 0.66 amp
 - SG8640 – 1.00 amp
 - SG8960 – 0.57 amp

Remarks
 Always connect protective earth
 Always read safety instruction in user manual first

Silent Gliss Ltd
 Poorhole Lane.
 Broadstairs
 Kent CT10 2PT
 Tel 01843 863571
 Fax 01843 864503
 E-mail: info@silentgliss.co.uk
 Web site: www.silentgliss.co.uk

Silent Gliss Radio Control System Serie20 SG9940 – SG9068 Receiver
Systems SG2195, SG2350, SG4760/70/80, SG4960, SG4970, SG4880 (Series 20), SG5800, SG8600, SG 8640 (8960 retro fit)
1 Motor only per receiver

Drawing Number

E 604

Issue Date 18/11/22
 FRO