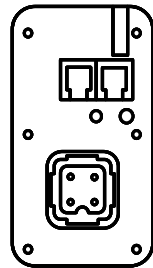
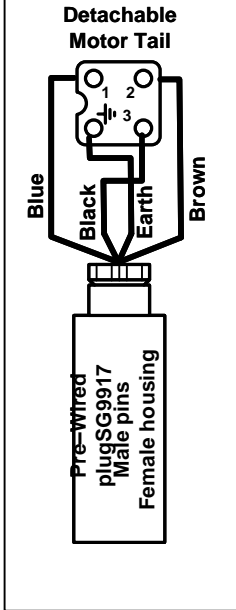


**Setting up notes.**

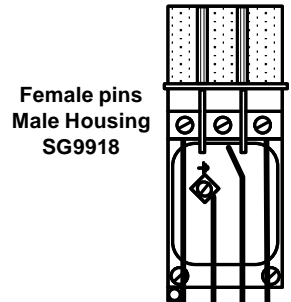
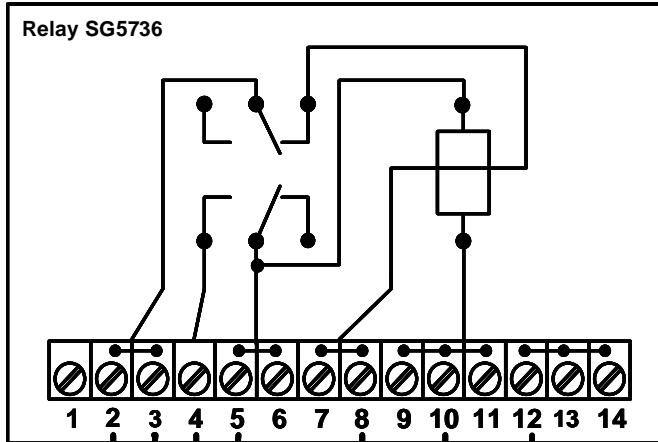
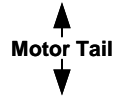
**Motor SG9012**  
 Already pre set to suit  
 latched switch

**Motor SG5360**  
 Set DIP switches to  
 1=on 2=off 3=on 4=on

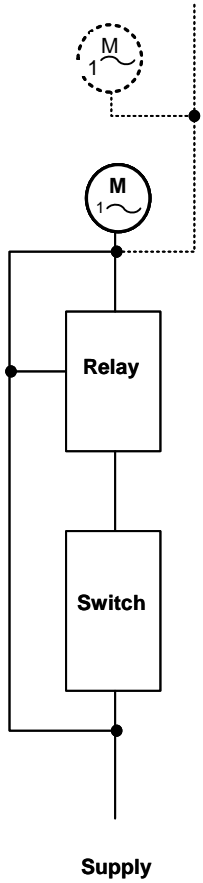
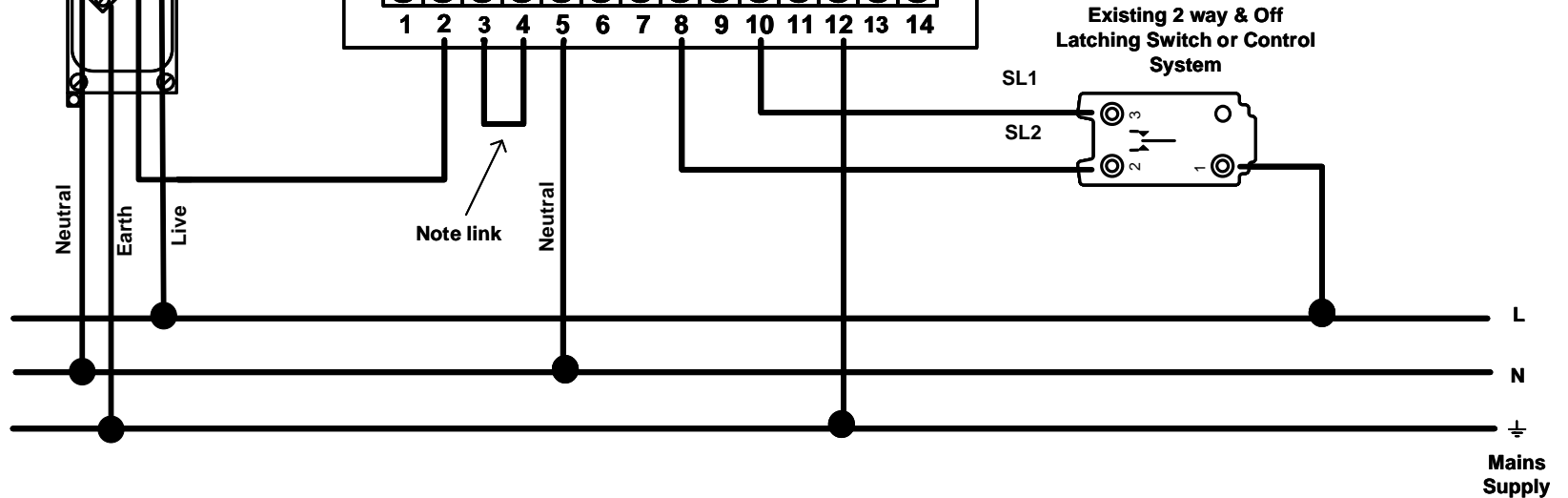
**Important**  
 Plug / socket must be wired  
 correctly with exposed pins  
 on SG9917 fitted to motor tail



Motor SG9012  
 or SG5360



Female pins  
 Male Housing  
 SG9918



**Motor Ratings**

	230v	115v
9012	0.6A	1.2A
5360	0.82A	1.75A

**Silent Gliss Ltd**  
 Poorhole Lane.  
 Broadstairs  
 Kent CT10 2PT  
 Tel 01843 863571  
 Fax 01843 864503  
 E-mail: info@silentgliss.co.uk  
 Web site: www.silentgliss.co.uk

**Conversion of old ( Type B ) controls to suit Motors SG5360**

*Note - Permenant Live must be available to Motors*

**Motor Type AA**  
**Drawing Number**  
**E 905**  
**Issue Date 5/11/19 FRO**